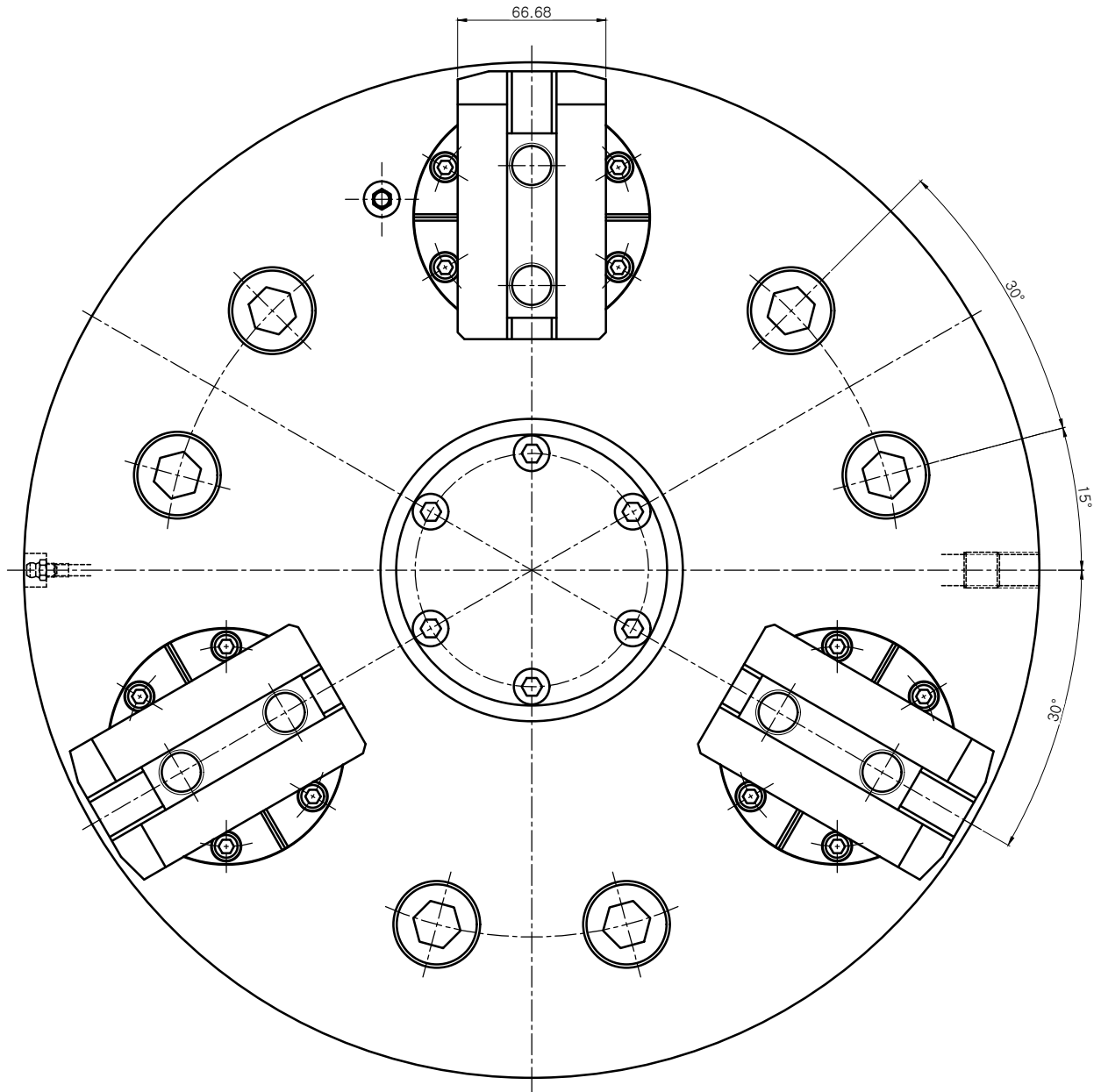
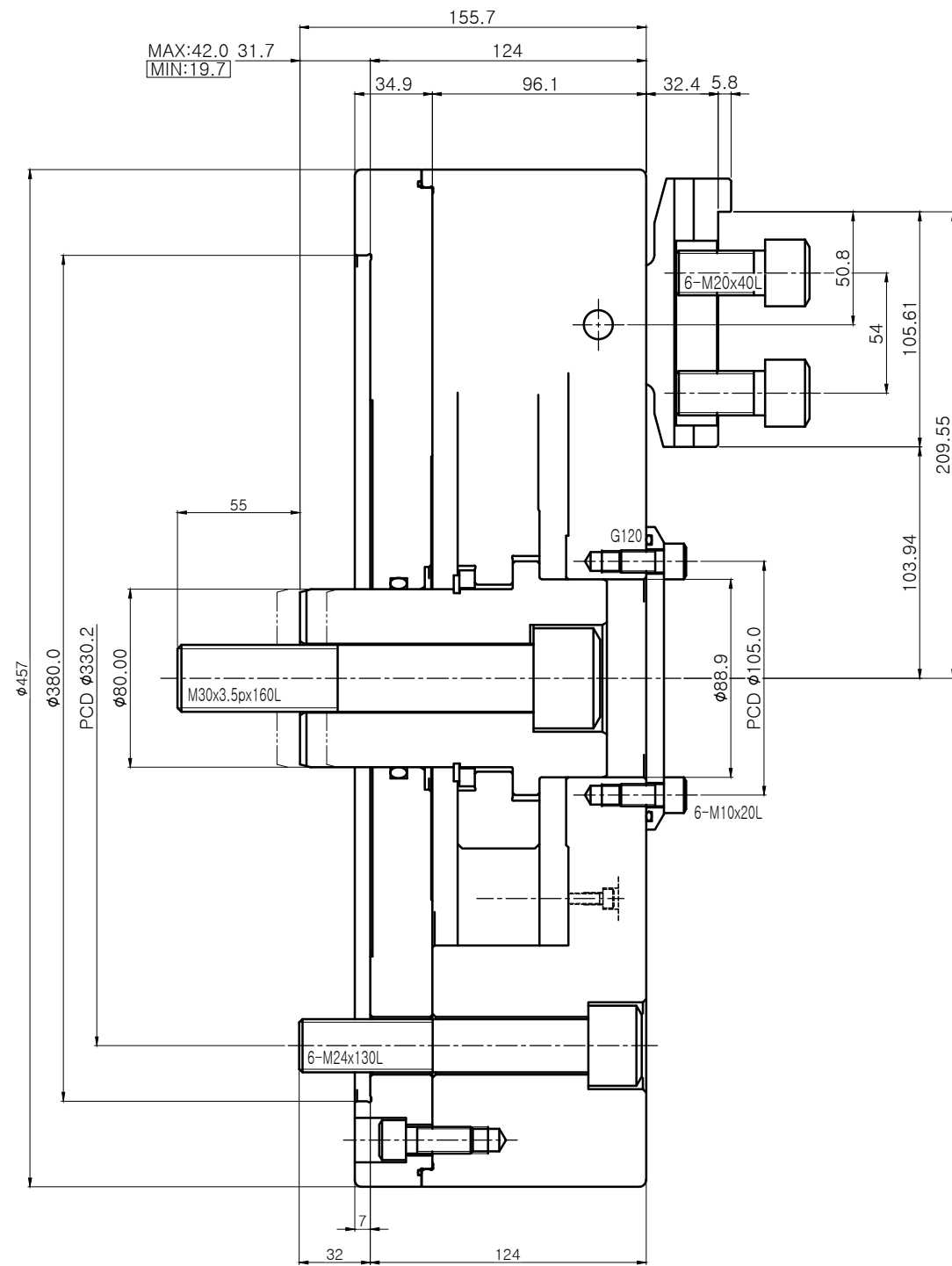


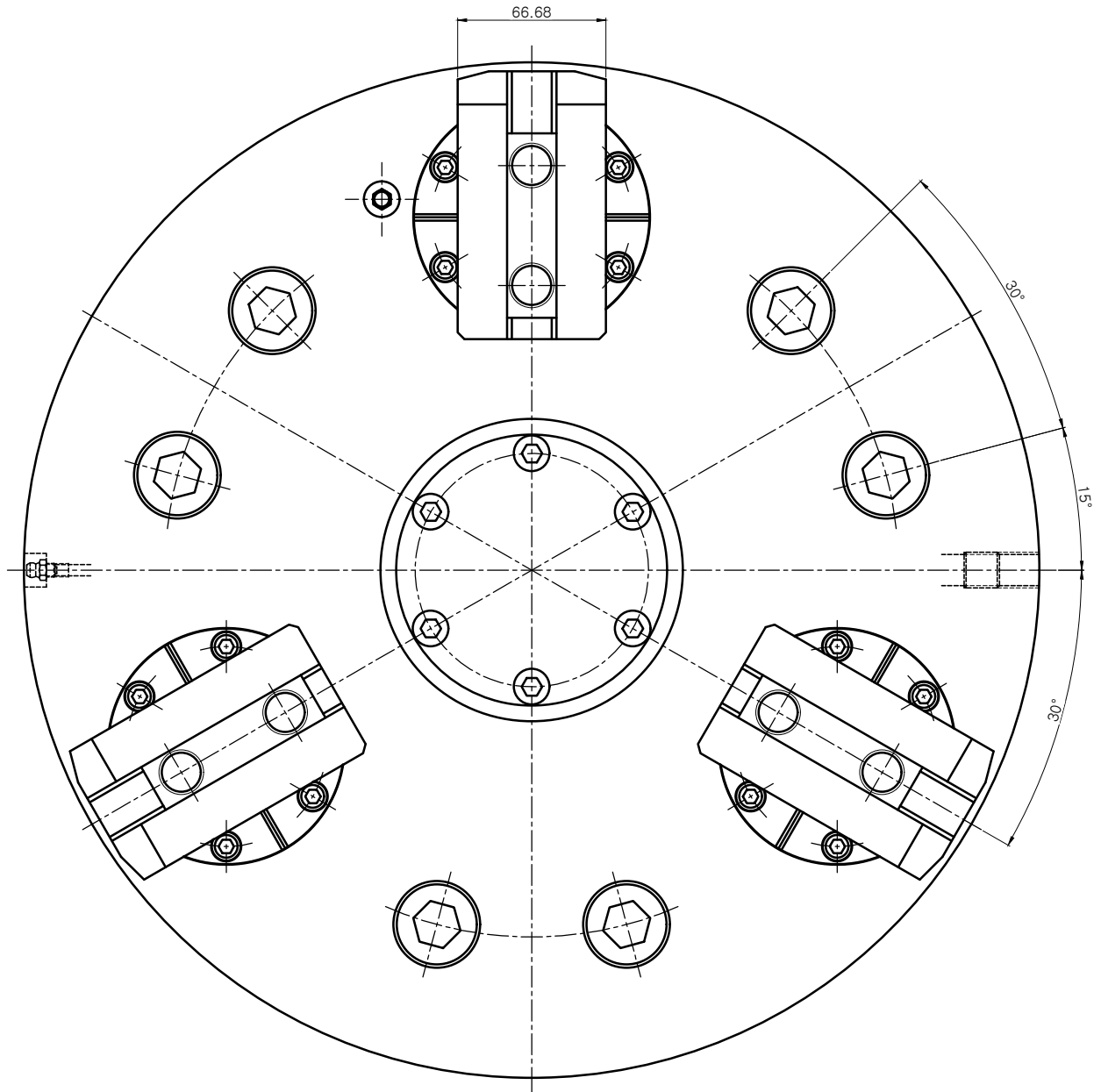
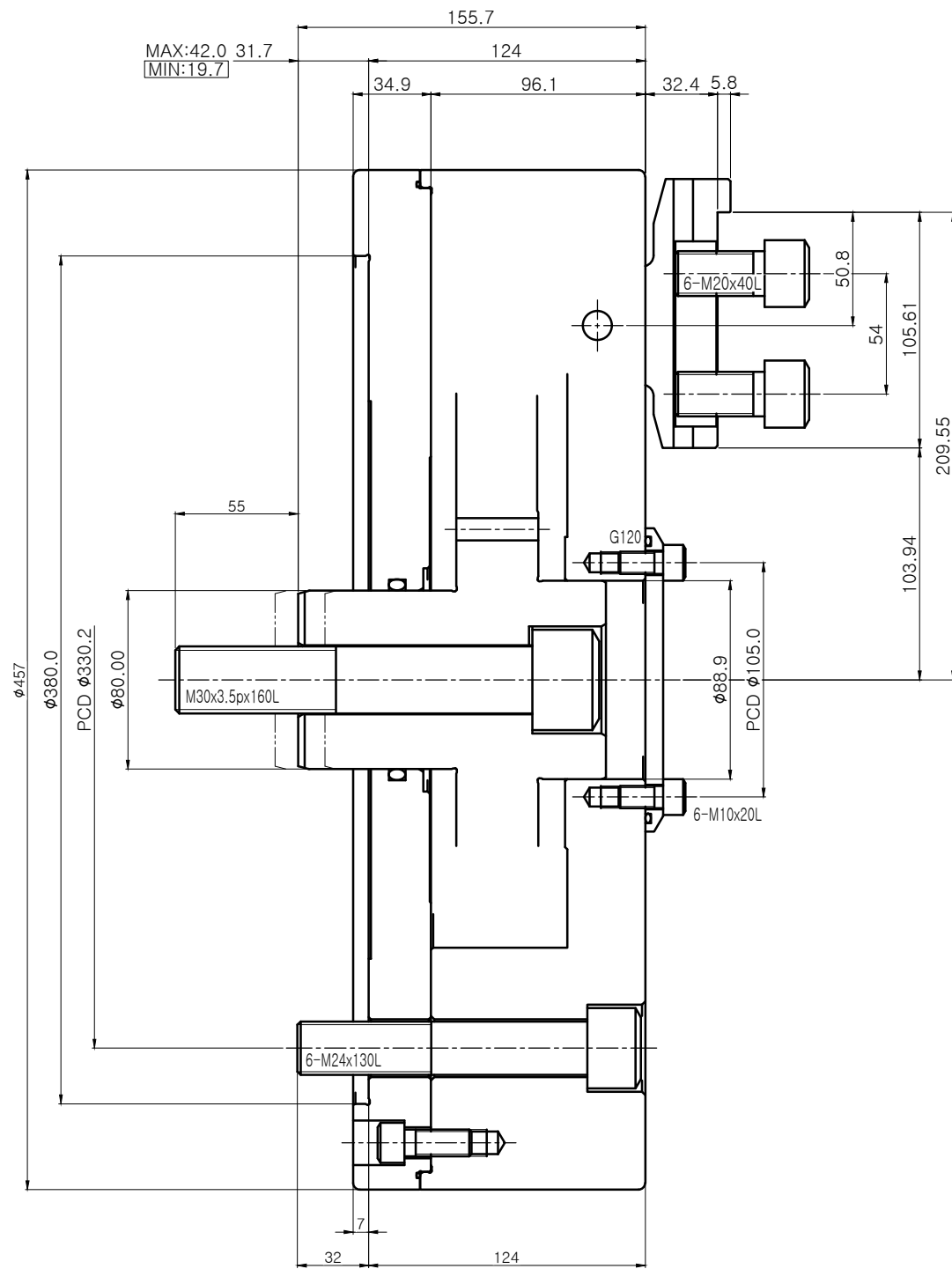
| No. | REVISIONS | DATE | DRAWN | APP. |
|-----|-----------|------|-------|------|
| △   |           |      |       |      |
| △   |           |      |       |      |



| CHUCK SPEC.        |                         |
|--------------------|-------------------------|
| CHUCK SPEC.        | PBL-18-3CP              |
| PLUNGER STROKE     | 22.3 mm                 |
| JAW STROKE         | 15.8 mm                 |
| MAX. INPUT FORCE   | 5,500 kgf               |
| CLAMPING FORCE     | 16,500 kgf              |
| MAX. SPEED         | 1,500 rpm               |
| MOMENT OF INERTIAL | 15.75kgf.m <sup>2</sup> |
| WEIGHT             | 120 kg                  |

| 1        | BLANK CHUCK            | STD.     | PBL-18-3CP   | 1SET             | -    |
|----------|------------------------|----------|--------------|------------------|------|
| NO.      | TITLE OF ITEM          | MATERIAL | SIZE & SPEC. | QTY              | NOTE |
| TITLE    | PBL CHUCK (PBL-18-3CP) |          | PART NAME    | ASSEMBLY DRAWING |      |
| DWG. NO. | P183P111               |          | AGENCY       | -                |      |
| CODE NO. | -                      |          | USER         | -                |      |
|          |                        |          | DATE         | -                |      |
| SCALE    | 1 : 1                  |          |              |                  |      |
|          |                        | Approved | Checked      | Designed         |      |

| No. | REVISIONS | DATE | DRAWN | APP. |
|-----|-----------|------|-------|------|
| △   |           |      |       |      |
| △   |           |      |       |      |



| CHUCK SPEC.        |                         |
|--------------------|-------------------------|
| CHUCK SPEC.        | PBL-18-3CT              |
| PLUNGER STROKE     | 22.3 mm                 |
| JAW STROKE         | 15.8 mm                 |
| MAX. INPUT FORCE   | 5,500 kgf               |
| CLAMPING FORCE     | 16,500 kgf              |
| MAX. SPEED         | 1,500 rpm               |
| MOMENT OF INERTIAL | 15.75kgf.m <sup>2</sup> |
| WEIGHT             | 120 kg                  |

| 1        | BLANK CHUCK            | STD.     | PBL-18-3CT   | 1SET             | -    |
|----------|------------------------|----------|--------------|------------------|------|
| NO.      | TITLE OF ITEM          | MATERIAL | SIZE & SPEC. | QTY              | NOTE |
| TITLE    | PBL CHUCK (PBL-18-3CT) |          | PART NAME    | ASSEMBLY DRAWING |      |
| DWG. NO. | P183C151               |          | AGENCY       | -                |      |
| CODE NO. | -                      |          | USER         | -                |      |
| SCALE    | 1 : 1                  |          | DATE         | -                |      |
|          | Approved               | Checked  | Designed     |                  |      |